

Jesse Auditorium

801 Conley Ave. Building 2 Rm 157
Columbia, MO 65211

University Concert Series

University of Missouri
203 S. 9th St.
Columbia, MO 65211

<http://www.concertseries.org/>

Technical Information Package

**Jesse Auditorium
University of Missouri**

Table of Contents

Event Production Services.....	1
General Information.....	3
Technical Staff.....	3
Mailing address.....	3
Local Amenities.....	3
ADA Accessibility.....	3
Emergency Information	3
Travel Directions/Parking	3
Management.....	4
Production Office	4
Crew	4
ADA Accessibility.....	4
Policies	4
Load in Area	4
Carpentry	5
Seating	5
Stage Dimensions.....	5
Stage floor.....	5
House Soft Goods	5
Line Set Data	6
Lighting.....	7
Fixture Inventory	7
Effects	7
Projection Equipment	8
Sound	9
Equipment Inventory	9
Props	11
Wardrobe.....	11
Appendices.....	12
Appendix A: Line Set Schedule.....	13
Appendix B: Lighting Circuit Layout	14
Appendix C: Sound Input Layout.....	15
Appendix D: Seating Chart	16
Appendix E: Auditorium Drawings	17
Appendix F: Auditorium photos.....	22
Appendix G: Driving Directions/ Maps.....	25
Appendix H: Local Amenities	27

**Jesse Auditorium
University of Missouri**

General Information

Staff

<u>Manager</u> Robert Wells 573-882-3477 wellsrj@missouri.edu	<u>FOH Coordinator</u> Ben Blevins 573-882-8824 blevinsb@missouri.edu	<u>Senior Technical Director</u> Eddy Bickford 573-882-2140 bickforde@missouri.edu	<u>Asst Technical Director</u> Maggie Hunter 573-884-7407 Huntermk@missouri.edu <u>Asst Technical Director</u> Barbara Randazzo 573-882-6112 bar9rb@missouri.edu
--	--	---	---

Mailing address:

203 S. 9th St.
Columbia, MO 65211

Local Amenities

For our list of Local Amenities (Hotels, Restaurants, Taxi, etc) please see Appendix H.

ADA Accessibility

Wheelchair access to the auditorium is through the north facing side door. Jesse Hall has wheelchair access to the basement at the south entrance and connects to the auditorium via an elevator. There is limited handicap parking close to the theater with additional handicap spaces in nearby parking garages. Handicap seating is available at the front and rear of the auditorium and in the balcony. For additional information please see the campus accessibility map located at <http://accessibilitymap.missouri.edu/>.

Emergency Information

For Fire and other emergency situations call **911**.

University Police
Non-emergency line: 573-882-7201
901 Virginia Ave, Columbia, MO 65211

University Hospital Urgent Care Clinic
Hours: M-F, 8 am- 7:30 pm; Sa-Su, 8 am- 5 pm
Phone: (573) 882-1662
University Physicians Medical Building
1101 Hospital Drive, Columbia, MO 65211

University Hospital Emergency Room - Open 24 hours
Phone: (573) 882-8091
1 Hospital Drive, Columbia, MO 65211
Ambulance Service: (573) 882-6128 or 911

Travel Directions/Parking

Please see Appendix G or our website. Contact us for up to date information. Columbia, MO is in the Central Time Zone.

<http://www.concertseries.org/>

**Jesse Auditorium
University of Missouri**

Management

Production Office

A small production office suitable for one person is available close to stage right and up ½ flight of stairs. Two wired phone lines, one fax line and an RJ-45 Ethernet port for internet access are available in this office. Password protected 802.11b Wi-Fi is available.

Production office phones:

Phone #1	(573) 882-3061
Phone #2	(573) 884-7740

Crew

Jesse Auditorium is a non-union hall. We have a well-trained house crew that is a mix of students and professionals. There is a 2 hour minimum call.

ADA Accessibility

Wheelchair access to the stage is through the Stage Doors USL and USR or via a lift from the auditorium floor. There is one ADA accessible star dressing room with private lavatory located downstage left.

Wheelchair access to the auditorium is through the north facing side door. Jesse Hall has wheelchair access to the basement at the south entrance and connects to the auditorium via an elevator. There is limited handicap parking close to the theater with additional handicap spaces in nearby parking garages. Handicap seating is available at the front and rear of the auditorium and in the balcony. For additional information please see the campus accessibility map located at <http://accessibilitymap.missouri.edu/>.

Policies

Typically the house opens 30 minutes prior to curtain. Normal curtain time is 7:00 pm. Building is a non-smoking building.

Load in Area

Load in door is 8' (2.43m) x 10'-9" (3.3m) with a concrete ramp into the parking lot. Please note that there is no loading dock. Door opens directly into the stage right wing. 2 trucks can be accommodated at once in the parking lot. Theater can provide ramp from lot into door. Trucks may remain parked at load door. Auditorium staff does not control access to parking lot. Please see Appendix G for more information.

**Jesse Auditorium
University of Missouri**

Carpentry

Seating

1,732 seat proscenium theatre (fixed seats: 1000 in orchestra, 732 in balcony). See Appendix D for seating chart. Additional temporary seating is available on the orchestra pit cover. The number of seats does not include seats blocked for production use.

Stage Dimensions

Proscenium opening:	54'10" (16.7m) wide x 20' (6.1m)high
Upstage wall to plaster (on center):	34'7" (10.4m)
Plaster to downstage lip (on center):	8'2" (29.6m)
Grid Height	47' (14.3m)
Stage to House floor (vertical):	3'6" (1.1m)
Orchestra Pit Depth (from house floor):	2'6" (0.8m)
Stage right wing space (approx.):	15' (4.6m) wide x 22' (6.7m) deep
Stage left wing space (approx.):	13' (4.0m) wide x 25' (7.6m) deep

Wenger stage extension may bring the orchestra pit to stage level creating 8' (2.4m) additional space downstage.
Overhead loading door, 8' (2.4m) wide x 10'-9" (3.3m) high, opens onto the stage right wing.

Stage floor

Stage floor is painted black sprung wood, white oak laid over sleepers on concrete.

Trap: 12'-11" (3.7m) long x 3'-11" (1.2m) wide at center stage. (**Trap is the only freight access to basement and dressing rooms**).

Orchestra Pit: Set 2'-6" (0.8m) below house floor, approximately 50'(15.24m) x 9'(2.74m). Standard configuration is level with house floor using custom cover. Pit may also be set to stage level using custom Wenger Vari-lite risers.

Pre-drilling required for lag screw attachment to stage floor.

House Soft Goods

Grand curtain: red with gold trim with matching valance. Curtain travels on guillotines.

Full Stage: 3 black travelers, 22' (6.7m) x 32' (9.8m) panels, with fullness sewn in.

Legs: 4 sets black legs, 22' (6.7m) x 10' (3m) ea, with fullness sewn in.

Borders: 4 black borders, 8' (2.4m) x 60' (18.3m), with fullness sewn in.

Cycs: 1 natural muslin cyc, 50' (15.2m) x 22' (6.7m) seamed.

1 grey vinyl cyc front/rear projection screen, 50' (15.2m) x 22' (6.7m) seamless.

**Jesse Auditorium
University of Missouri**

Line Set Data

Please see Appendix A for House line set schedule.

Grid Height: 47'-0" (14.3m).

Working Height of Battens: trims vary, average high trim is 43' (13.11m), and average low is 4' (1.22m). See line set schedule for specific high trims.

Battens: 28 battens 60' (18.29m) long plus 3 battens 52' (15.85m) long, all are 1 ½" schedule 40 pipe on 8" (20.3 cm) centers with 5 lift lines.

Type: Single purchase counterweight system with 28 lines. 3 upstage lines are double-purchase (see line set schedule).

Arbor Capacity: 760 lbs (345.45 kg) with the following exceptions:

Lines 3, 11, 18, 26 capacity is 490 lbs (222.72 kg)

Lines 29-31 capacity is 800 lbs (363.63kg), these are double purchase lines

A limited number of lead weights are available; using these approximately doubles arbor capacity

Available Weight: 9000 lbs (4090 kg)

Lock Rail and Loading Gallery: Lock rail is 8' (2.44m) above stage left. Loading Gallery is at Grid level stage left. Both are accessed by a spiral staircase located upstage left.

Ladders: Upright 25' (7.62m) AC Personnel Lift, 10' (3m), 8 (2.44m)', 4' (1.22m) ladders.

Notes: Main Curtain and Valance may not be moved from their positions.

The 4 house electrics have a double pipe truss with permanent raceways. The cable picks for these pipes are stage right.

Rigging points unavailable downstage of plaster line.

Rigging points available onstage. Technical Director must approve final locations.

The University does not allow points to be hung from the grid C channel ribbons. Piping the ribbons is also not allowed. All 1 or 2 ton points must rig to the well steel. See Appendix E for details.

**Jesse Auditorium
University of Missouri**

Lighting

Power: Stage right: #1 400A 208VAC 3P 4W (with cams)
#2 400A 208VAC 3P 4W (bare wire tails required)
Stage left: #3 200A 208VAC 3P 4W (with cams) [Sound Power]

Dimmers: Colortran D192 system, installed 1986 (DMX-512 capable)

248 2.4 kW dimmers

12 6.0 kW dimmers

Dimmer per circuit system with soft patch at console, see Appendix B for circuit layout.

Stage pin connectors

Control Board: ETC ION console located center front of balcony
DMX (2 Universes) runs to SL, SR and all onstage Electrics
DMX tie-in located stage right

House lights: House lights may be controlled from console or independently

Front of House Positions: 3rd FOH cove, 59' throw at 43 degrees (main position)

2nd FOH cove, 45' throw at 55 degrees

1st FOH motorized batten, 28' throw at 68 degrees

Balcony Rail, 51' throw at 19 degrees

Over stage Positions: 4 onstage electrics, distance from plaster line 5'3" (1.6m), 12'7" (3.83m),

18'5" (5.62m), 22'6" (6.86m)

2 fixed (DS) and 8 roving booms

Fixture Inventory

135 ETC 575W Source 4 ellipsoidals
19, 26, and 36 degree lens tubes available for all
6 50 degree lens tube available

48 ETC 575W Source 4 PARs
WFL, MFL, NSP & VNSP lenses available for all.

36 Altman 1000W PAR 64 cans
WFL & MFL, limited number of NSP, VNSP.

6 Altman 1000W 3 cell Sky3 Cycs

7 Elation Seven-Batten-72 striplight Cycs

2 Strong Super Trouper 2KW followspots

18 Apollo Roto3 Q DMX Gobo Rotators

12 Chauvet Rogue R2 LED Wash

Adequate cable and 2-fers

Work Lights

Effects

1 DMX controlled 1000W strobe light

1 ReelFX DF3 50 Hazer

1 High End F3 100 smoke machines

1 16" (40.6 cm) diameter mirror ball

5 10' (3.04m) x 22' (6.7 m) gold rain curtain (slit drape)

**Jesse Auditorium
University of Missouri**

Projection Equipment

- 1 Panasonic RZ120LBU 12600 lumen laser, WUXGA projector
- 1 Roland V1-HD HD Video switcher
- 1 Yamaha BD-S673 Blu-ray Player
- 1 Dell PC
- 1 screen (flown) 50' (16.5m) wide x 22' (6.7m) high.
- 1 Rear projection screen 20' (6.096m) wide x 11'3" (3.429m) tall - Letterbox (16:9)
- 1 Rear projection screen 17' (5.18m) wide x 13' (3.96m) tall - Standard (4:3)

**Jesse Auditorium
University of Missouri**

Sound

Power: 200A 208VAC 3P 4W (with cams) located upstage left

Wiring: Please see Appendix C

Control Locations: House mix position is center front of balcony, 52' (15.85m) from stage
Show mix position is 11' (3.35) x 7' (2.13m) located house right of center near the rear of the house. Position is under balcony but has clear line to PA. 125' (38.1m) run to backstage left.

Hearing assist system: Listen 2 VHF FM, 4 units available.

Monitor/ Paging: Dressing room program and paging feed available.

Production Communications:

Wired Clear Com 4 channel system with stations at Sound, Lights, Spots, stage left/right, and back of house.

Wireless Clear Com FreeSpeak II with 4 beltpacks

Equipment Inventory

Mixing Console: 32 Channel Midas M32 Digital Mixing Console with a DL 32 stage box connected via Cat5.

Fixed Speakers: Flown Meyer M2D line array. (6) M2Ds, (1) UPA3 1P & (3) M2DSUBs per side. Feeds to Left, Right and Subs available upstage left. PA installed 2003 (Stereo)

Signal Processor: Meyer Galileo 616

Portable Speakers: (4) EAW JF60s for front fill, (4) DAS DS3 15.

Microphones available:

(4) Shure SM58

(1) Shure SM58 with switch

(6) Shure SM57

(3) Shure SM98 miniature condenser

(1) Shure Beta 91

(4) Audio Technica 4041 condenser

(2) Audio Technica 4050 large diaphragm condenser

(2) Audio Technica 3031 condenser

(1) Audio Technica 815A Shotgun

(2) Sennheiser MD421 II microphone

(3) Sennheiser SKM5353 G2 wireless handheld w/ MD835 capsule

(2) Sennheiser EW 135 G3 wireless handheld

(2) Sennheiser SKM5003 G2 wireless bodypack MKE23 EW lavalier

(8) Sennheiser ME3 34 (long or short base available)

(4) Crown PCC3 160S

Playback: (2) Denon DN3 C630 CD players

(1) Tascam CD3 RW900 CD player/burner

Other: Adequate XLR cable

Jesse Auditorium University of Missouri

Local RF Usage:

In House Sennheiser Wireless microphones use:

651.150MHz, 652.250MHz, 653.850MHz, 642.950MHz

Wireless Clear Com units'(FreeSpeak II) use: 1.89GHz-1.93GHz or 2.4GHz

802.11b equipment is in use in the auditorium. Telephones and other equipment operating around 2.4GHz should not be used.

All your equipment should avoid RF usage near TV channel 8 (1803 186MHz). Avoid TV channel 13 (2103 216MHz) if possible.

All 802.11b equipment must operate on CH 1 only. Other channels are in use.

**Jesse Auditorium
University of Missouri**

Props

Orchestra Pit: Set 2'6" (0.76m) below house floor, approximately 50' (15.24m) x 9' (2.74m). Standard configuration is level with house floor using custom cover. Pit may also be set to stage level using custom Wenger Vari3 lite risers.

Music: Chairs: 100 padded black orchestra chairs, 6 cello chairs, 6 stools.

Music stands: 65 black Wenger Bravo non-folding stands,

Stand lights: 38 stand light plus adequate power stringers

Conductor Podium: Wenger 2 step conductor podium

Piano: No piano in house, Yamaha or Steinway 9' piano available by special arrangement.

Platforms: (4) StageRight risers with 16"3 24" (413 61cm) Z3 legs

Dance Floor: Black Marley, will cover approximately 50' (15.24) x 31' (9.45m)

Lecterns: (1) wood lectern with light and University Seal, (1) fixed height wood lectern with light.

Folding tables: Ten 2'3 6" x 8'3 0" (0.8 x 2.4m) tables, Two 2'3 6" x 6' (0.8 x 1.8m) tables.

Wardrobe

Dressing Rooms:

1 ADA accessible star dressing room with private lavatory located close to stage left.

1 small dressing room without private lavatory located close to stage right up a half level.

2 chorus dressing rooms with running water, mirrors, costume racks & lights, capacity of 20 each, located one flight down from stage.

Showers and toilets are across the hall from chorus rooms.

Please note that there is not a green room.

Equipment Inventory:

Laundry room with full size washer and dryer

1 double sided costume rack

4 single rail costume racks

Hangers available

3 ironing boards

4 irons

2 steamers

Notes: Stage trap is the only freight access to the basement dressing room area. Any cases that need to go to the dressing rooms must be flown through the trap.

**Jesse Auditorium
University of Missouri**

Appendices

- A. Line Set Schedule
- B. Lighting Circuit Layout
- C. Sound Input Layout
- D. Seating Chart
- E. Auditorium Drawings
- F. Auditorium Photos
- G. Driving Directions, Maps
- H. Local Amenities

**Jesse Auditorium
University of Missouri**

Appendix A: Line Set Schedule

#	*Arbor Capacity	Distance from Plaster Line	Show Hang	Pipe Length	Max Height	Notes-with weight in pounds
		0' -1'	Fire Curtain			Fire Curtain
1	490 lbs	1' 6''	Main Teaser			Main Teaser
2	760 lbs	2'	Main Curtain			Main Curtain
3	490 lbs	3' 3''		57' 2''	44' 11''	
4	760 lbs	4' 2''		62' 3''	42' 11''	
5	780 lbs	5' 3''		60' 1''	39' 9''	First Electric
6	760 lbs	6' 1''		63'	41' 8''	
7	760 lbs	6' 7''		62' 10''	41' 9''	
8	760 lbs	7' 6''		62' 9''	41' 4''	
9	760 lbs	8' 3''		63'	42' 2''	
10	760 lbs	8' 8''		63'	43' 9''	
11	490 lbs	9' 4''		61' 7''	43' 10''	Border (88)
12	760 lbs	10' 1''		63'	42' 11''	First Traveler (530)
13	760 lbs	10' 7''		62' 11''	43' 3''	
14	760 lbs	11' 7''		63'	42'	
15	780 lbs	12' 7''		59' 7''	40' 1''	Second Electric
16	760 lbs	13' 7''		63'	43' 2''	
17	760 lbs	14' 4''		62' 11''	42' 2''	
18	490 lbs	15' 6''		62' 1''	44' 2''	Border (88)
19	760 lbs	16' 8''		62' 9''	42' 10''	Second Traveler (530)
20	760 lbs	17' 5''		62' 11''	43' 7''	
21	780 lbs	18' 5''		60'	40' 3''	Third Electric
22	760 lbs	19' 7''		62' 9''	41' 11''	
23	760 lbs	20' 7''		62' 9''	42' 9''	Border (88)
24	760 lbs	21' 7''		62' 9''	43'	
25	780 lbs	22' 6''		59' 4''	40' 4''	Fourth Electric
26	490 lbs	24' 5''		62' 9''	45' 4''	
27	760 lbs	25' 6''		62' 11''	43' 5''	Third Traveler (530)
28	760 lbs	26' 3''		62' 1''	42' 2''	
29	800 lbs	30' 1''		52'	45' 6''	Double Purchase
30	800 lbs	30' 9''		52'	45' 6''	Double Purchase
31	800 lbs	31' 4''		52'	45' 6''	Double Purchase

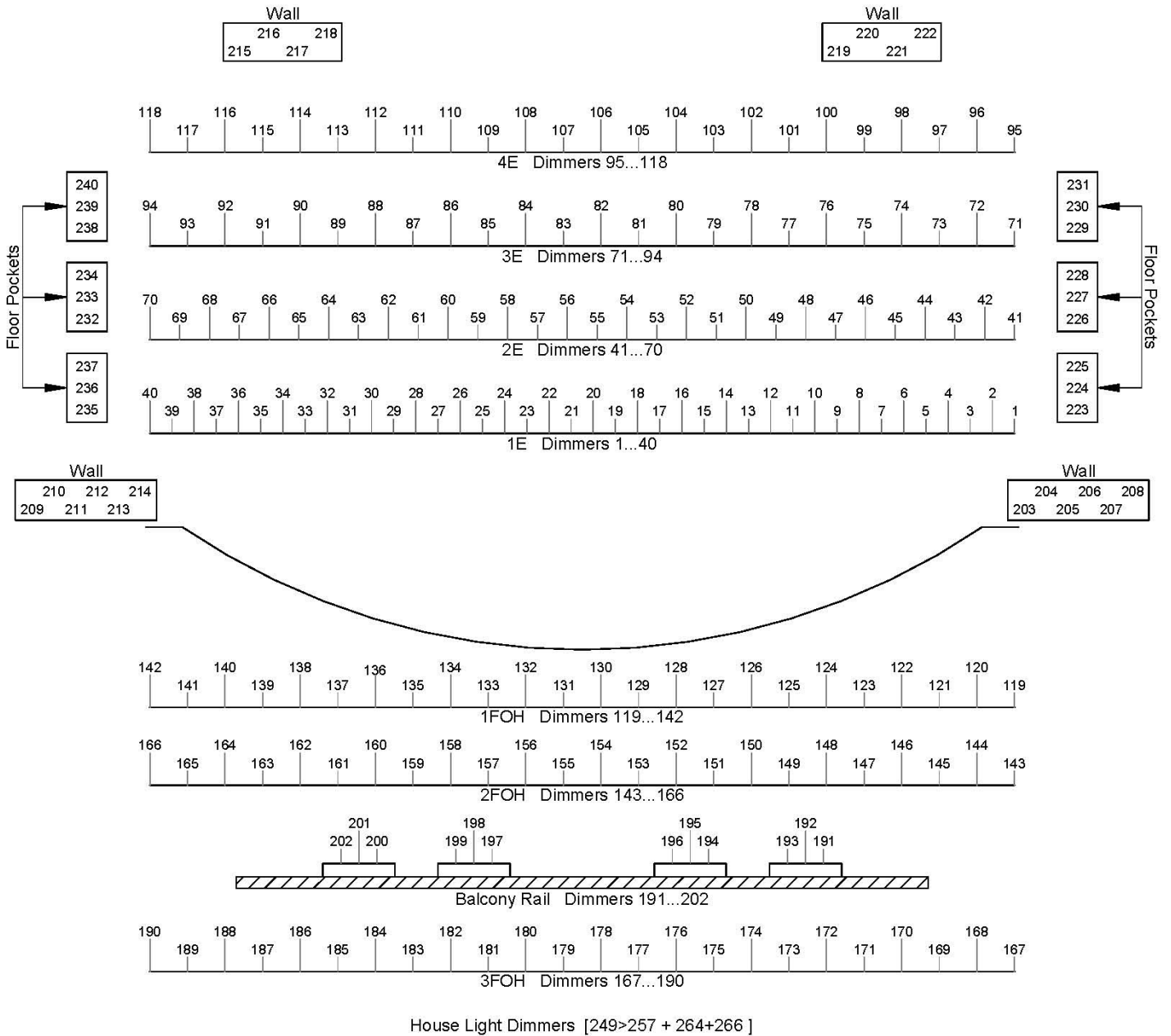
* Limited number of lead weights available. Weight capacity is increased approximately 2x using lead weights.

Grid height = 47' 0''

**Jesse Auditorium
University of Missouri**

Appendix B: Lighting Circuit Layout

**Jesse Auditorium
Circuits Layout**

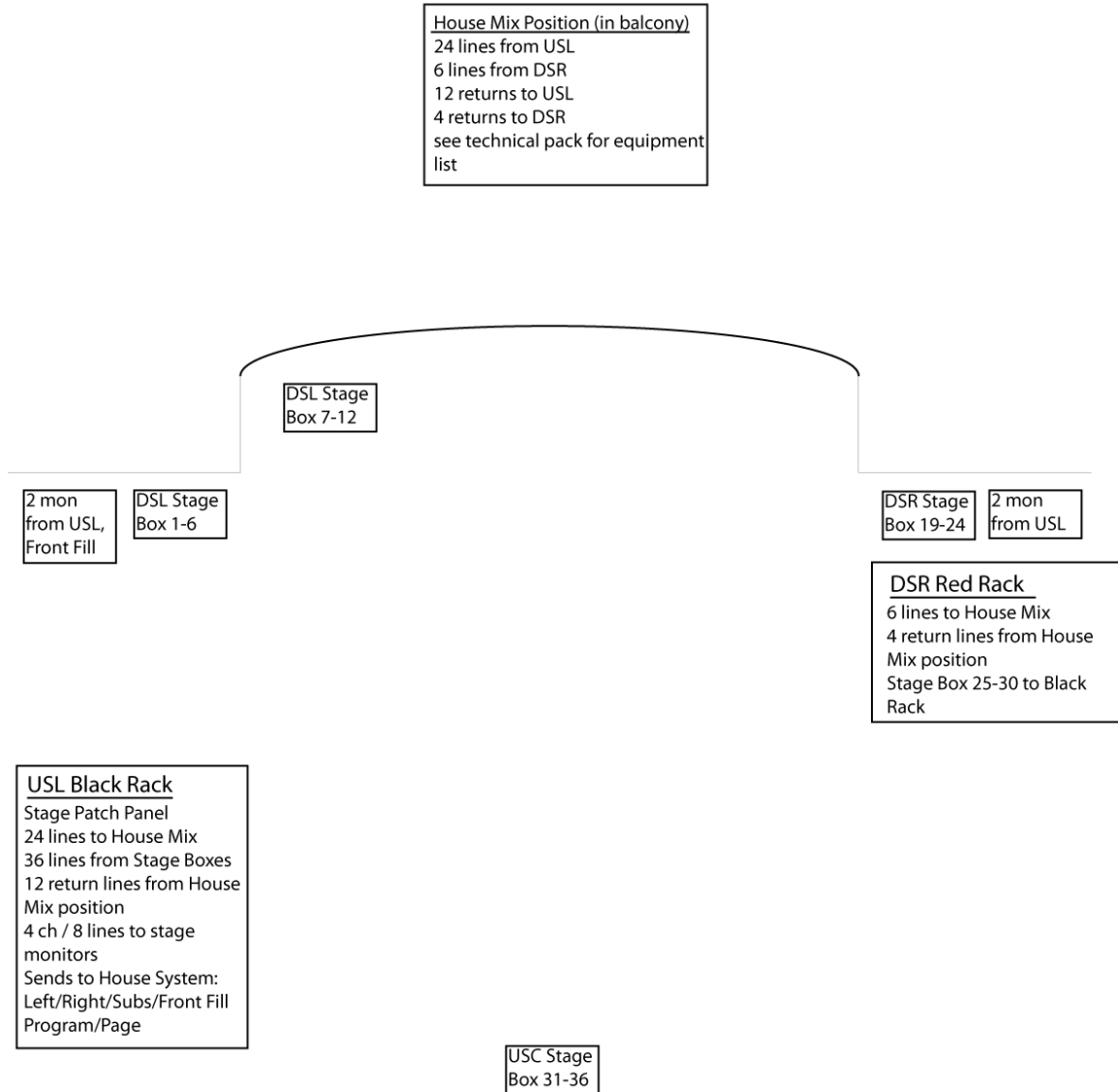


<http://www.concertseries.org/>

Jesse Auditorium
University of Missouri

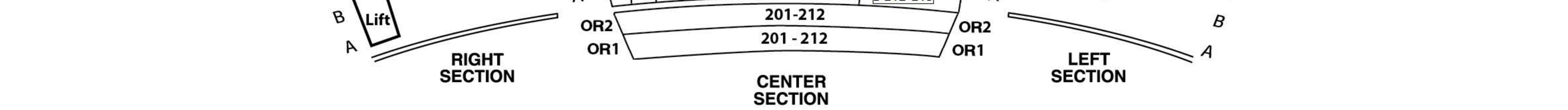
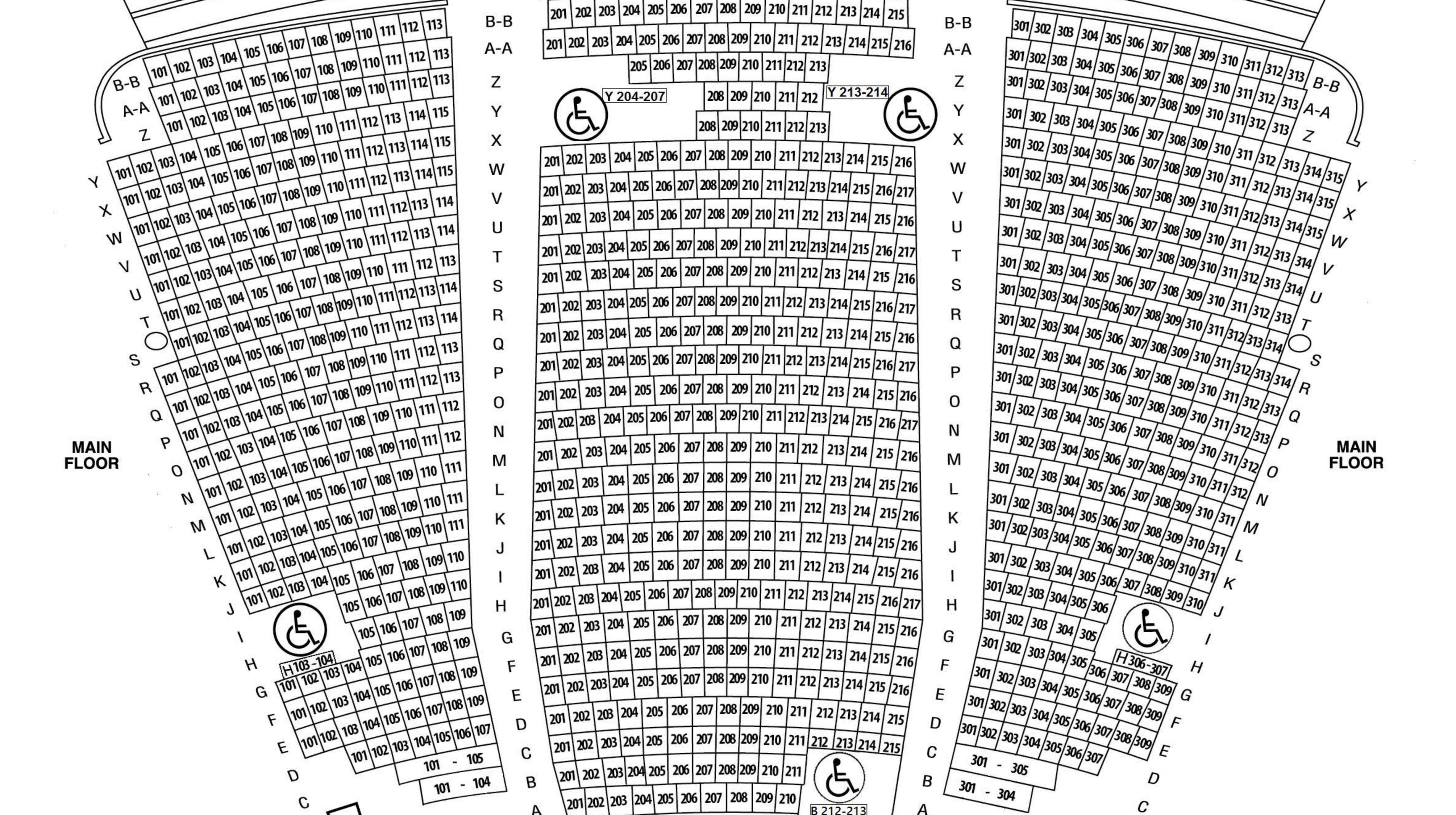
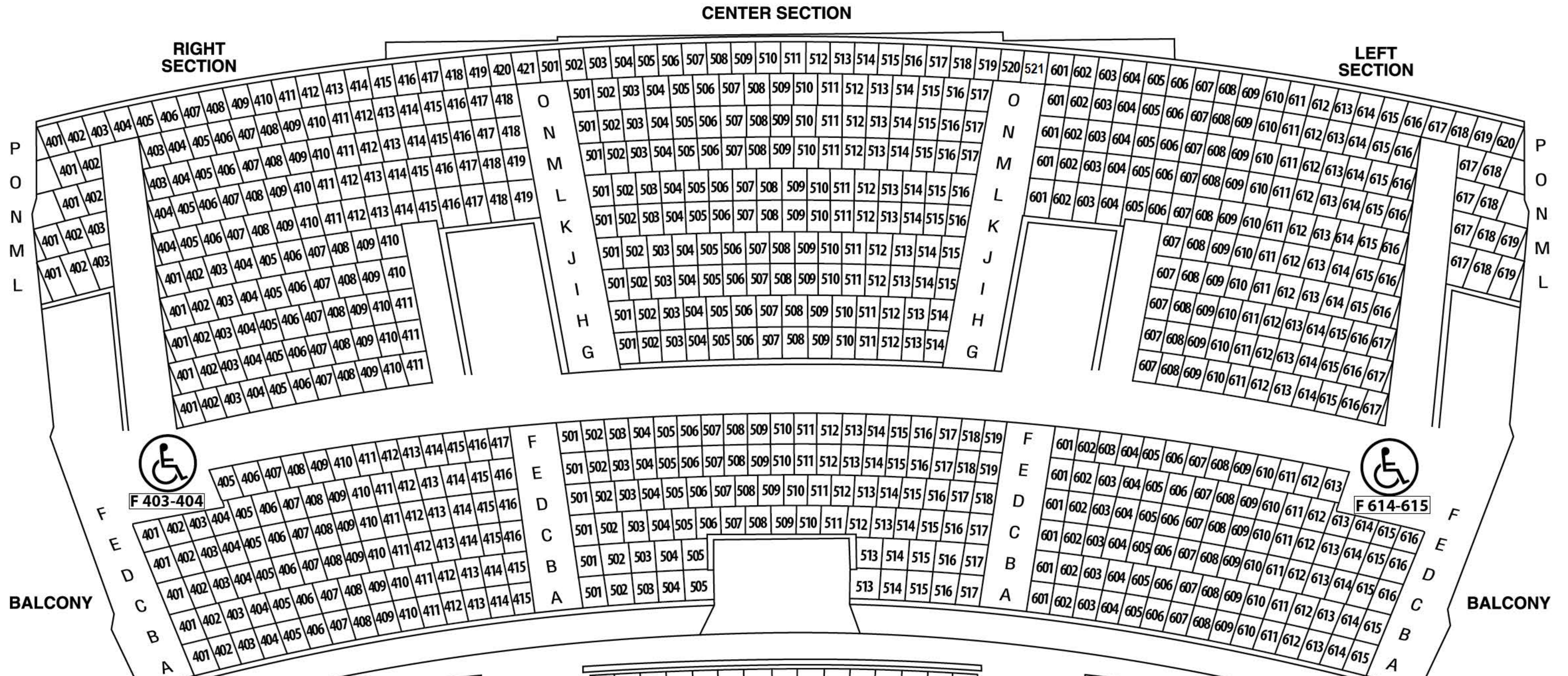
Appendix C: Sound Input Layout

Jesse Auditorium
Sound Layout



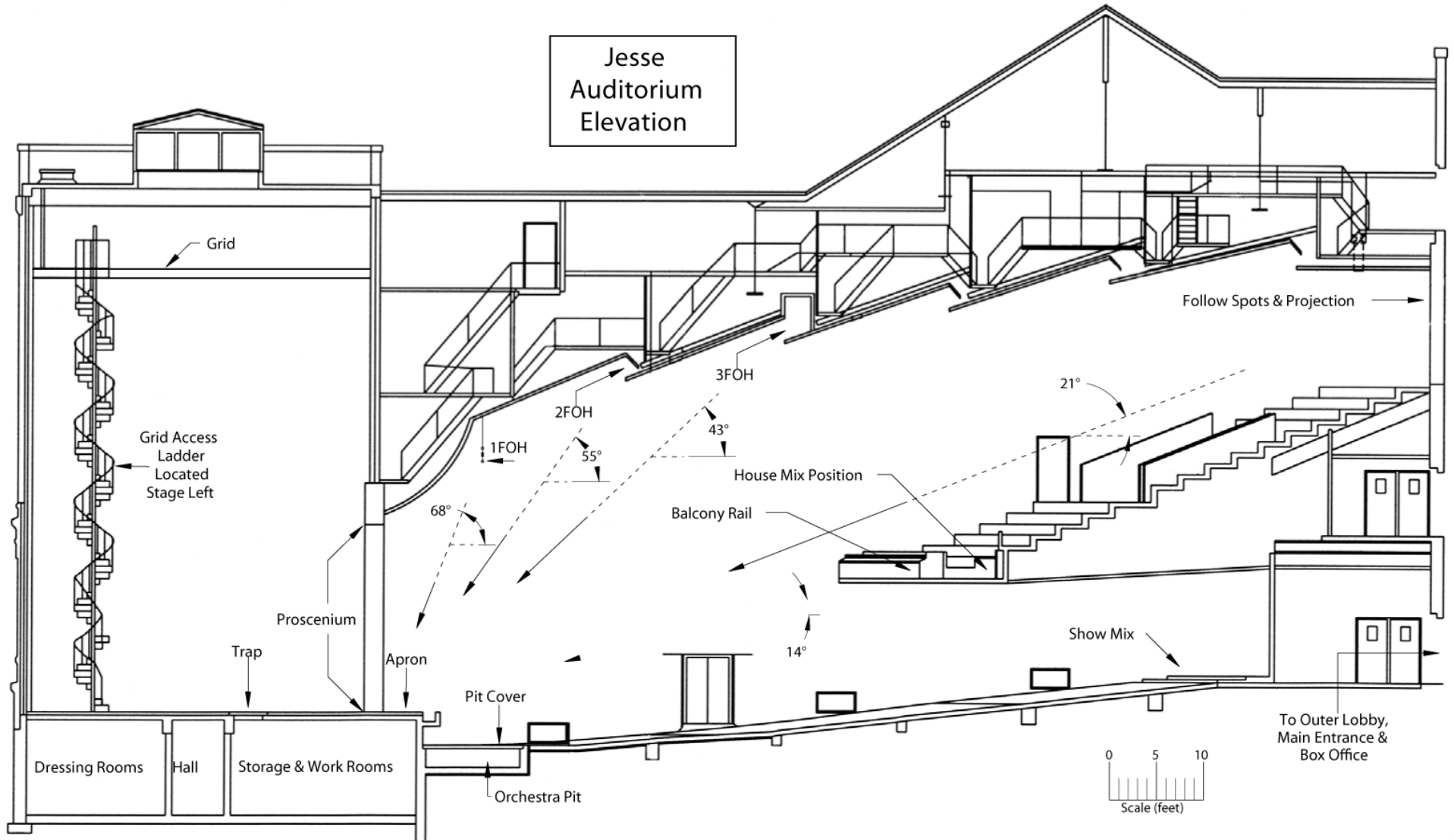
Jesse Auditorium

University of Missouri-Columbia



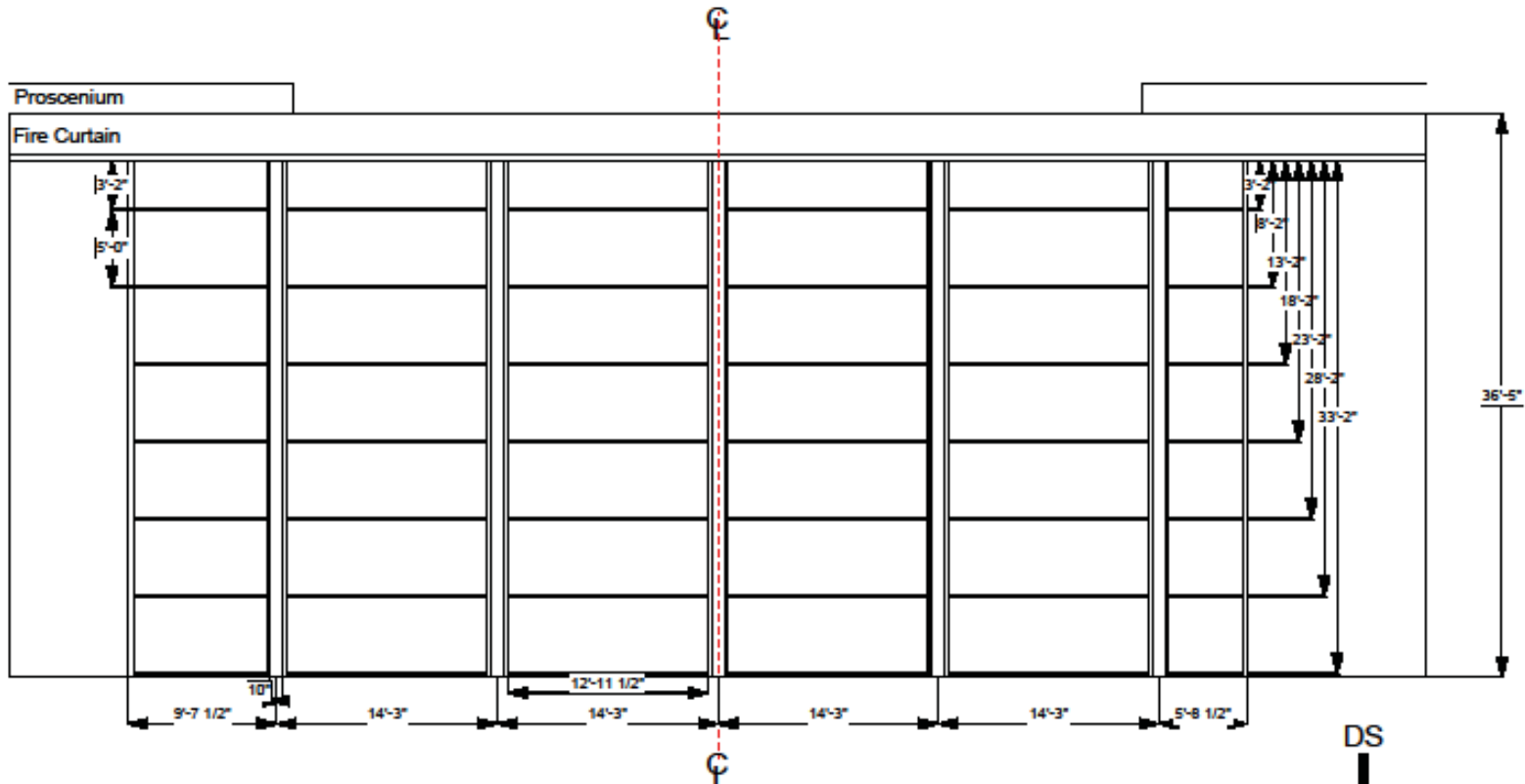
Jesse Auditorium University of Missouri

Appendix E: Auditorium Drawings



Jesse Auditorium
University of Missouri

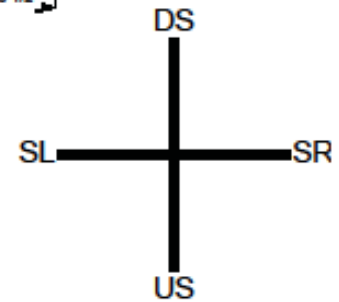
Jesse Auditorium Grid Steel Layout



US/DS Well Steel Girders
SR/SL Steel

Rated at 2000 lbs per point
Rated at 700 lbs per point

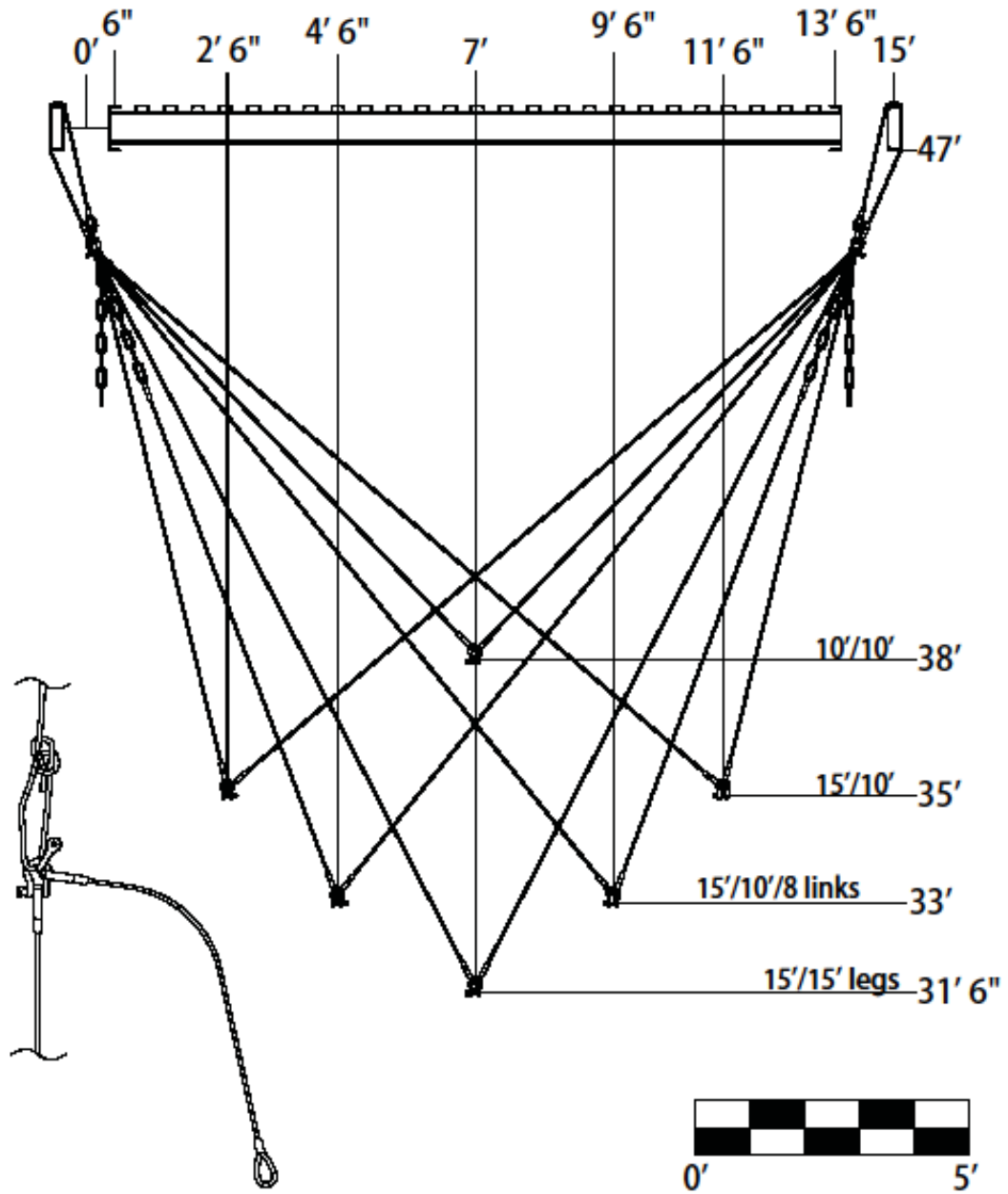
Proscenium Opening 54' 10"
Proscenium Height 20'
Grid Height 47'
Average Batten Clearance 42'

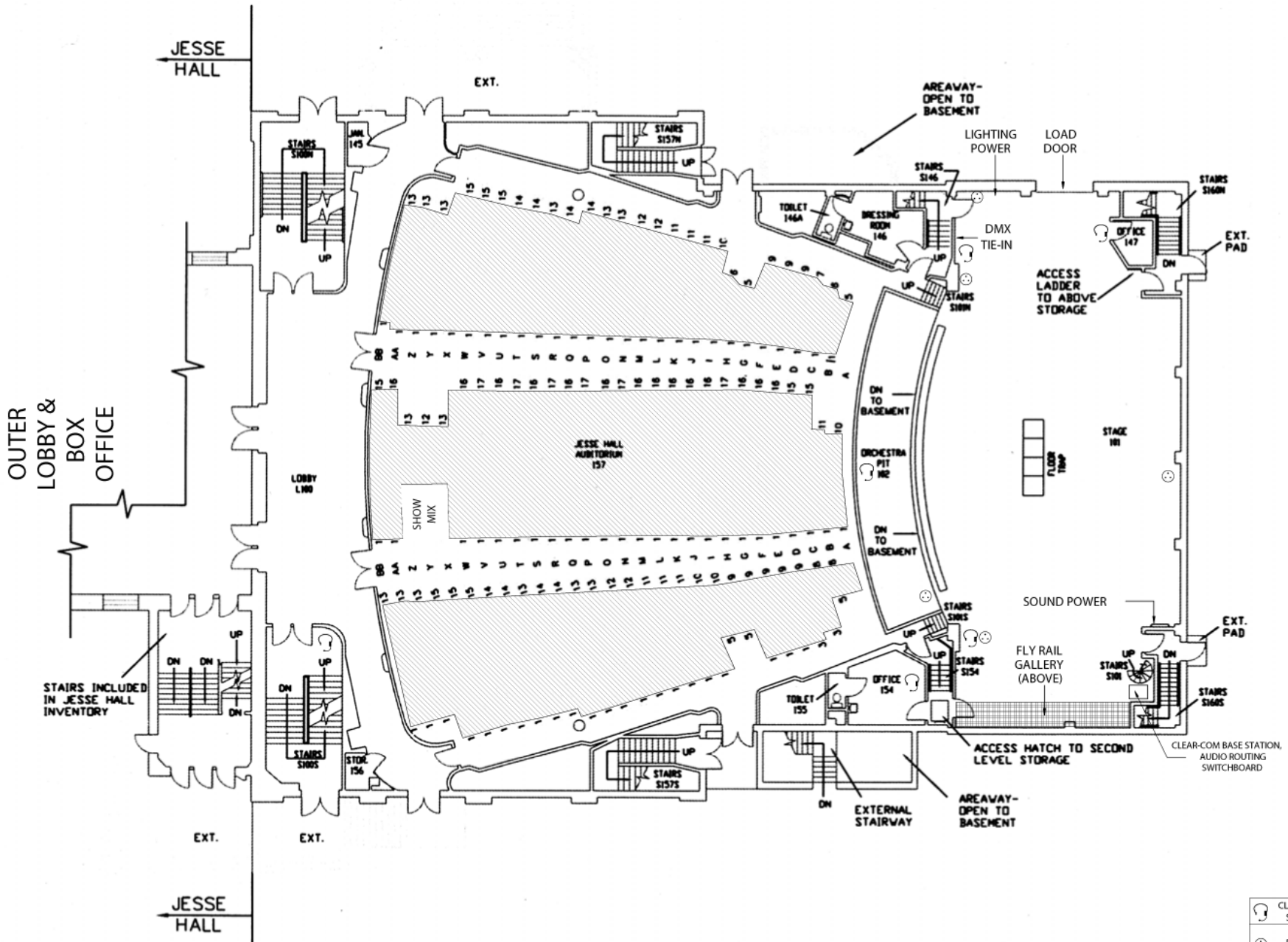


<http://www.concertseries.org/>


Jesse Auditorium Bridle Sheet

All distances rounded to 6"
All bridles with 5' basket





	CLEAR-COM STATION
	AUDIO ROUTING ACCESS



SPACE PLANNING & MANAGEMENT
 CAMPUS FACILITIES (573) 882-4506

JESSE HALL AUDITORIUM

REVISED: 06-09-98

LEVEL: FIRST	TOUR DATE: 04-16-98	SCALE: TO FIT
BUILDING NO.: 37243	SHEET: 2 OF 5	GROSS SQ. FT.: 15,082



NORTH

**Jesse Auditorium
University of Missouri**

Appendix F: Auditorium photos



View of the loading door from the street




View of the loading area outside the Load Door

<http://www.concertseries.org/>

**Jesse Auditorium
University of Missouri**



View of the loading area from inside



View of the house from the stage

<http://www.concertseries.org/>

**Jesse Auditorium
University of Missouri**



View of the stage from the house

<http://www.concertseries.org/>

**Jesse Auditorium
University of Missouri**

Appendix G: Driving Directions/ Maps

Directions to Jesse Auditorium, Columbia, MO.

The University does not utilize street addresses. The auditorium is attached to Jesse Hall on the University of Missouri campus. This address will get you to the top of our driveway in most mapping software;
521 South 9th Street
Columbia, MO. 65201

Our loading situation is not ideal but can be managed. There is no loading dock. Once the truck(s) are in place in the parking lot they can stay there. There is room for 2 trucks in the lot.

If arriving before 8:15am on Monday - Friday with truck(s)

Driving West or East on I-70

Exit Providence Rd (163) South (Exit # 126). – Go 1.2 miles

Left (East) on Broadway

Right (South) on 6th St

Left (East) on Conley Ave - 6th St dead ends into Conley

Follow Conley Ave ¼ mile and it will the bend 90 degrees to the left and become 9th St

Jesse Auditorium is 2nd building from corner of 9th & Conley on the left.

The 1st driveway on the left leads to loading door

Trucks must back down to load door and can only do this while facing North on 9th St.

If arriving after 8:15am on Monday - Friday with truck(s):

**Trucks will have to navigate through Closed Campus Gates to reach
Jesse Auditorium drive entrance**

Jesse Auditorium University of Missouri

Directions for Buses only

Driving West or East on I-70

Exit Providence Rd (163) South (Exit # 126). – Go 1.2 miles

Left (East) on Broadway

Right (South) on 9th St

Drive 4 blocks

You will be at the intersection of 9th street and University Ave. Proceed 100 yards straight thru that intersection.

The 1st driveway on the right leads to Jesse Auditorium loading door.

Buses should park on the west side of 9th street just past the traffic arm at the top of the driveway. The stage door is clearly marked with a large sign on the northeast corner of the building, facing east.

Directions for cars

Driving West or East on I-70

Exit Providence Rd (163) South (Exit # 126). – Go 1.2 miles

Left (East) on Broadway

Right (South) on 9th St

Drive 4 blocks to University Ave. (Dominos Pizza on corner)

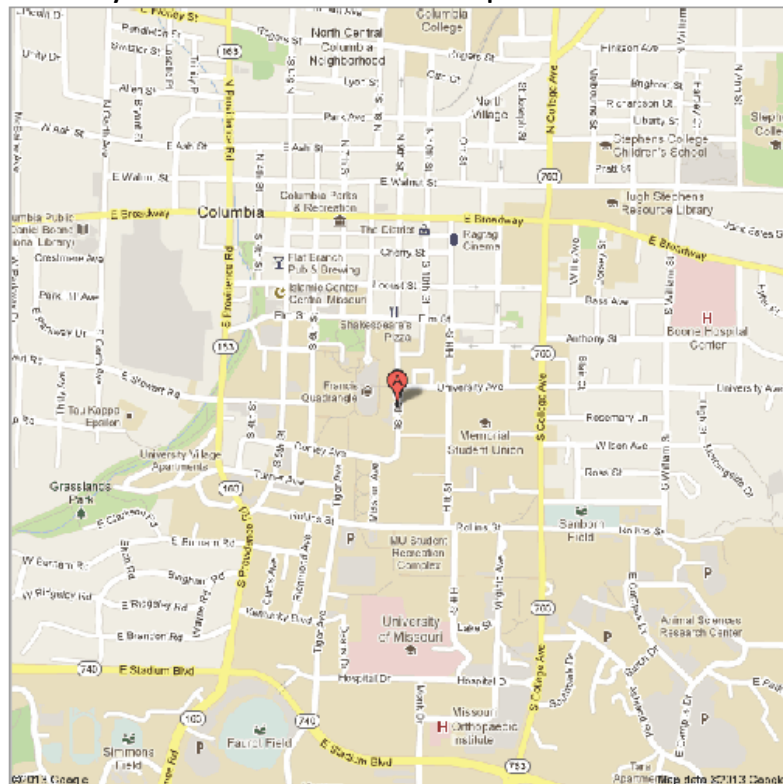
Drive straight thru this intersection on 9th St. for 75 yards

The 1st driveway on the right leads to Jesse Auditorium.

You will see our loading door from the street

Parking at the auditorium is extremely limited. There are several parking garages within easy walking distance.

Saturdays and Sundays there are no road closures except construction closures



<http://www.concertseries.org/>

**Jesse Auditorium
University of Missouri**

Appendix H: Local Amenities

Note: The following information is provided for informational purposes only. The businesses listed are not endorsed by Event Production Services, its staff or The University of Missouri.

Hotels

Baymont Inn	2500 I-70 Dr Southwest	573-445-1899
Best Western	3100 I-70 Dr. Southeast	573-474-6161
Candlewood Suites	3100 Wingate Dr	573-817-0525
Comfort Inn	2904 Clark Lane	573-814-2727
Country Inn & Suites	817 N Keene St	573-445-8585
Courtyard by Marriot	3301 Lemone Industrial Blvd	573-443-8000
Days Inn	1900 I-70 Dr Southwest	573-445-8511
Drury Inn	I-70 Dr & Stadium Blvd	573-445-1800
Econo Lodge	900 I-70 Dr Southwest	573-442-1191
Fairfield Inn & Suites by Marriott-	1115 Woodland Springs Court	573-886-8888
Hampton Inn & Suites	1225 Fellows Pl	573-214-2222
Hilton Garden Inn	3300 Vandiver Dr	573-814-5464
Holiday Inn Select Executive Center	2200 I-70 Dr Southwest	573-445-8531
Red Roof Inn	201 E Texas Ave	573-442-0145
Regency Inn Downtown	1111 E Broadway	573-443-2090
Stoney Creek Inn	2601 S Providence	573-442-6400
Travelodge	900 Vandiver Dr	573-449-1065

Laundry & Dry Cleaning

Forum Professional Dry Cleaners	1400 Forum Blvd Ste 5	573-446-3249
Lily Pad Laundry Co	3109 Green Meadows Rd	573-442-8484
Robinson's Fine Cleaning	21 Conley Rd	573-442-8621

Hospitals

Boone Hospital	1600 E Broadway	573-815-8000
Columbia Regional Hospital	404 Keene St	573-875-9000
University Hospital	1 Hospital Dr	573-882-4141
University Urgent Care Clinic	1101 Hospital Dr	573-882-1662

Transportation

Columbia Regional Airport		573-442-9770
Doc & Norm Direct	Charter Ground Transport	800-318-1572
Airport Express	Airport Shuttle	573-814-5468
A-1 Express Taxi & Limo		573-442-7200
American Taxi		573-234-6547
Central Taxi		573-814-1333
MO-X	Airport Shuttle	877-669-4826
Taxi Terry's		573-441-1414
Tiger Taxi		573-445-2551
White Knight Limousine Service		573-814-5466

**Jesse Auditorium
University of Missouri**

General, Parts, & Lumber

Ahren's Steel & Welding	515 Big Bear Blvd	573-449-1445
Boone County Lumber Co	1100 Rogers St	573-449-1251
Columbia Welding	1333 Bus. Loop 70 E	573-449-5426
Crescent Electric Supply	508 Nebraska	573-449-5426
Frost Electrical Supply	1711 Paris Rd	573-875-6676
Home Depot	3215 Clark Ln	573-814-1900
Koonse Glass Co	300 N 10th St	573-449-0084
Lowe's	201 Conley Rd	573-449-6767
Office Depot	101 S Providence	573-499-0663
Praxair	1804 Burlington St	573-474-9528
Radio Shack	2001 W Worley St	573-445-8464
Simon Steel	1330 E Prathersville Rd	573-443-4200
Staples	115 Conley Rd	573-441-9900
Wal-Mart	415 Conley Rd	573-499-4935
Westlake Ace Hardware	1900 Business Loop 70 E	573-449-7277

Printing Services

Accent Press	316 Tiger Lane	573-446-4400
Fed-Ex Kinkos	25 S 6 th St	573-449-5021
Gap Printing	1414 I-70 Dr Southwest	573-443-2627
General Printing Service	1910 N Providence	573-443-8890
Rapid Press	2210 Nelwood Dr	573-474-4449

Malls

Columbia Mall	3200 Bernadette Dr	573-445-8458
Forum Shopping Center	1400 Forum Blvd	573-446-5500

Musical Supply & Rental

Crazy Music	125 S 8 th	573-445-0000
Piano Distributors	1729 W Broadway Suite 10B	573-445-5690
The Music Suite	1906 N Providence	573-442-3040
Palen Music Center	2609 E Broadway	573-256-5555

Pharmacies

D & H Drug Store	1001 W Broadway	573-777-7390
Kilgore's Medical Pharmacy	700 N Providence	573-442-0194
University Physicians Pharmacy	1101 Hospital Dr	573-882-8300
Walgreens Drug Store	222 E Broadway	573-874-3562

**Jesse Auditorium
University of Missouri**

Nightlife

Billiards	Pool Hall	514 E Broadway	573-449-0116
Bleu	Wine Bar	29 S 8 th St	573-442-8220
The Blue Note	Live Music	17 N 9 th	573-874-1944
Déjà vu	Comedy Club	405 Cherry St	573-443-3216
The Field House	Restaurant/Bar	1107 E Broadway	573-442-5213
Generic	Club	1025 E Broadway	573-442-5999
The Heidelberg	Restaurant/Bar	410 S 9 th	573-449-6927
Mojo's	Live Music	1013 Park Ave	573-875-0588
Penguin Piano Bar	Club	1025 E Broadway	573-449-8005
Ragtag Cinema	Independent Movies	23 N 10 th St	573-443-4359
Tonic	Club	122 S 9 th St	573-256-6633
Willie's	Pool Hall	1109 E Broadway	573-449-1800

RESTAURANTS

Name	Cuisine	Services	Address	Phone
Applebee's	Various	N/A	2010 I-70 Dr. SW	(573) 445-5759
Bambino's	Italian	Delivery	203 Hitt	(573) 443-4473
Bangkok Gardens	Thai	Carry-Out	811 Cherry St	(573) 874-3284
Boone Tavern	Various	Carry-Out	811 E Walnut	(573) 442-5123
Buckingham	Barbecue	Carry-Out, Catering	3804 Buttonwood Dr	(573) 449-1490
Chevy's	Mexican	N/A	1010 I-70 Dr. SW	(573) 817-9595
Churchill's	Gourmet	N/A	2200 I-70 Dr. SW	(573) 445-8531
CJ's	Wings	Carry-Out	704 E. Broadway	(573) 442-7777
Country Kitchen	American	24 hrs	1712 N Providence	(573) 875-1333
El Maguey	Mexican	Carry-Out	504 Bus. Loop 70 W	(573) 449-6558
Formosa	Chinese	Delivery	913A Broadway E	(573) 449-3339
Heidelberg	Various	Carry-Out	410 S 9th St.	(573) 449-6927
International Café	Greek	Carry-Out	209 Hitt	(573) 449-4560
Jack's Gourmet	Gourmet	Catering	1903 Bus Loop 70 E	(573) 449-3927
Jimmy John's	Subs	Delivery	1019 E Broadway	(573) 815-0043
Main Squeeze	Vegetarian	N/A	28 S 9th St.	(573) 817-5616
Mississippi Fish Shack	Seafood	Carry-Out	929 E. Broadway	(573) 814-FISH
Ninth Street Deli	Delicatessen	Carry-Out	28 N 9th St.	(573) 874-7199
Pasta Factory	Italian	Carry-Out	1020 E Broadway	(573) 449-3948
Pizza Hut	Pizza	Delivery	111 Bus. Loop 70 W	(573) 886-6674
Quintons	Sandwiches	Carry-Out	124 9th St.	(573) 815-1047
Rasoi	Indian	Carry-Out	1101 E Broadway	(573) 817-2009
Sake	Sushi	Carry-Out	16 S. Tenth St.	(573) 256-7252
Shakespeare's	Pizza	Delivery Catering	225 S 9 th St.	(573) 449-2454
Sub Shop	Subs	Delivery	209 S 8 th St.	(573) 449-1919
Teller's	Various	Carry-Out Catering	9 th & Broadway	(573) 441-8355
The Rome	Italian	Carry-out	114 South 9 th Street	(573) 876-2703
Widman's	Various	N/A	800 E Broadway	(573) 874-1515

<http://www.concertseries.org/>